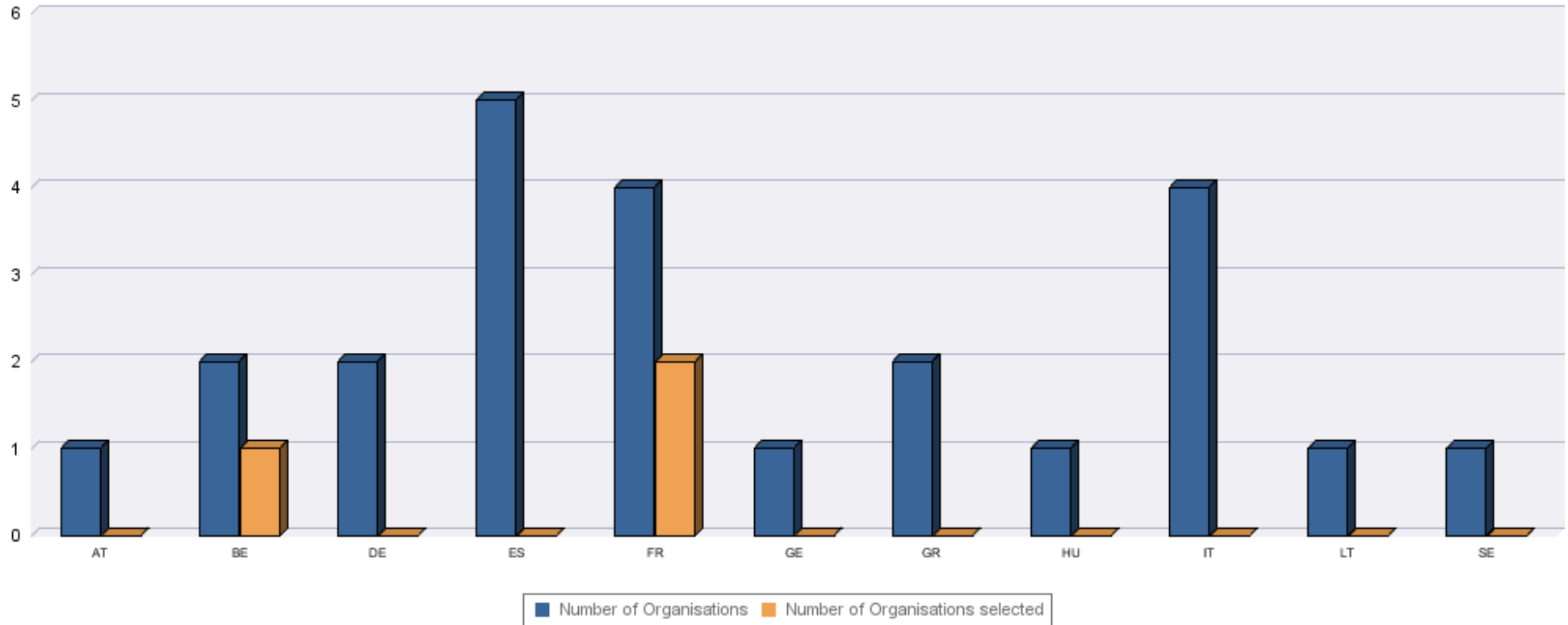


FILMEDU**2019**

Action Code	Applicant country	Country code	Applications received	Applications proposed for funding	Success rate
FILMEDU	Belgium	BE	1		
FILMEDU	Greece	EL	2		
FILMEDU	Spain	ES	3		
FILMEDU	France	FR	1	1	100%
FILMEDU	Italy	IT	2		
		Sum:	9	1	11%

Project Number	Applicant Country	Applicant Organisation	Application Title	Partners	Partners' country	Max. EU Grant awarded	% Co-financing
612800	FR	INSTITUT FRANÇAIS	European Film Factory	ARTE EDUCATION	FR	1.000.000, 00	80,00 %
				EUN Partnership	BE		

2019 - Film Education - Organisations by Country (project leader + partners) - Submitted/Selected projects



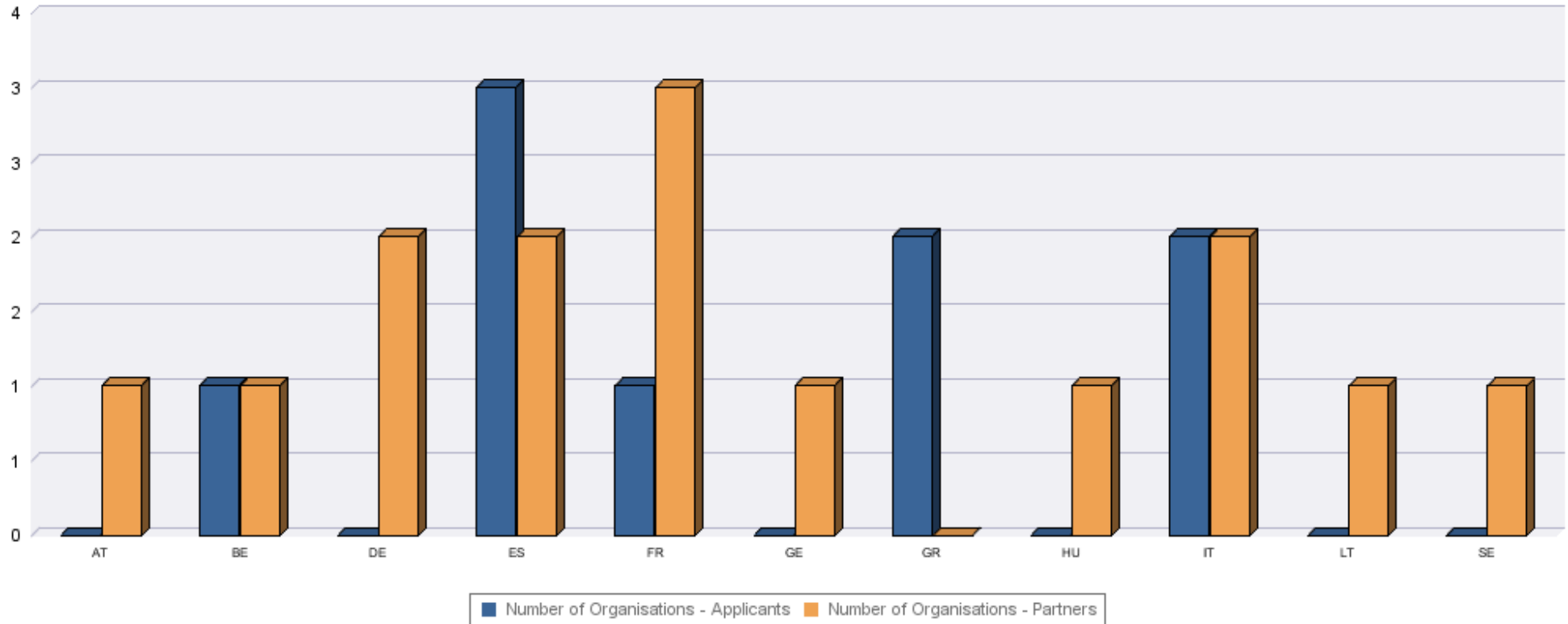
* Provisional code which does not prejudice in any way the definitive nomenclature for this country, which will be agreed following the conclusion of negotiations currently taking place under the auspices of the United Nations.

2019 - Film Education - Organisations by Country - Submitted Projects



* Provisional code which does not prejudice in any way the definitive nomenclature for this country, which will be agreed following the conclusion of negotiations currently taking place under the auspices of the United Nations.

2019 - Film Education - Organisations by Country (project leader + partners) - Submitted projects



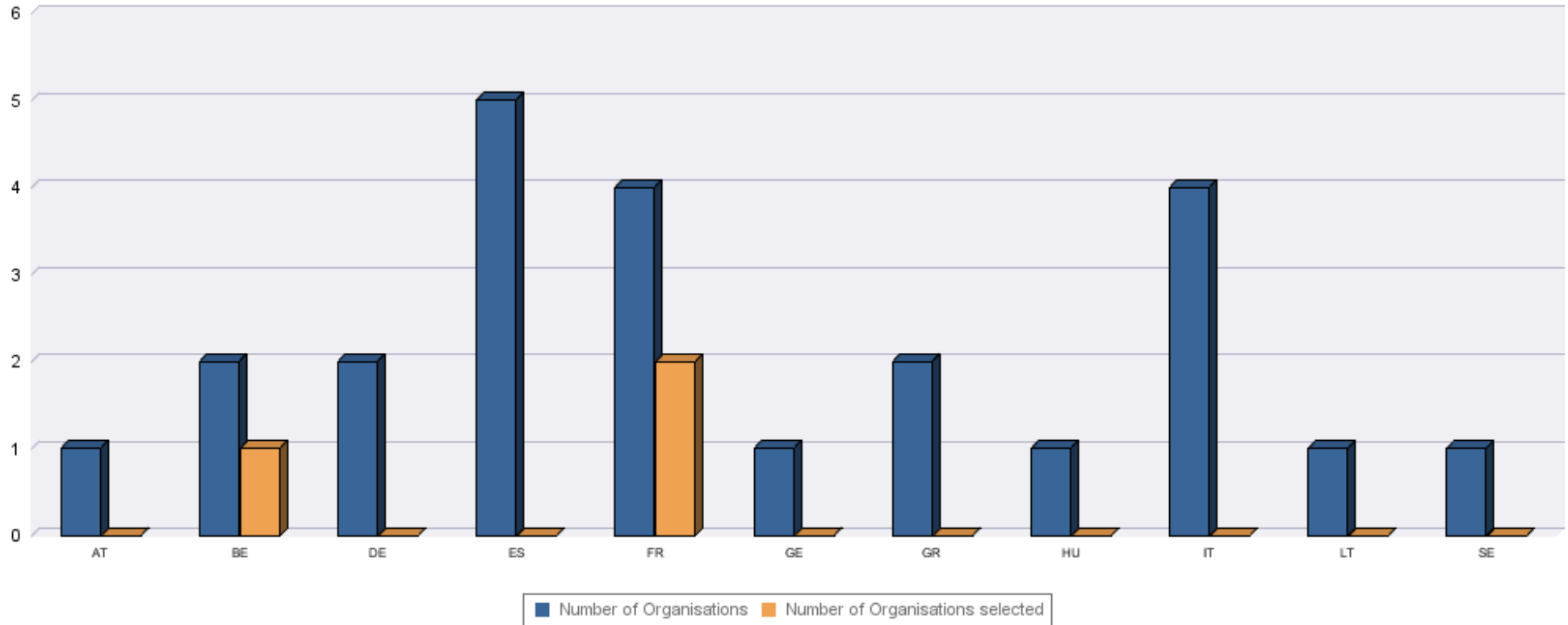
* Provisional code which does not prejudice in any way the definitive nomenclature for this country, which will be agreed following the conclusion of negotiations currently taking place under the auspices of the United Nations.

2019 - Film Education - Demand by Country (project leader + partners) - Submitted/Selected projects

Organisation country code	Organisation country name	Number of organisations involved in submitted projects	Total amount requested by organisations involved in submitted projects	Number of organisations involved in selected projects	Total amount granted to organisations involved in selected projects	Country organisation success rate
AT	Austria	1	56.140,00 €			
BE	Belgium	2	1.030.113,38 €	1	123.201,36 €	50,00%
DE	Germany	2	63.426,27 €			
ES	Spain	5	112.126,04 €			
FR	France	4	973.528,67 €	2	876.798,64 €	50,00%
GE	Georgia	1	6.059,32 €			
GR	Greece	2	140.280,00 €			
HU	Hungary	1	23.640,00 €			
IT	Italy	4	91.787,64 €			
LT	Lithuania	1	23.920,00 €			
SE	Sweden	1	56.140,00 €			
	Sum :	24	2.577.161,32 €	3	1.000.000,00 €	12,50%

* Provisional code which does not prejudice in any way the definitive nomenclature for this country, which will be agreed following the conclusion of negotiations currently taking place under the auspices of the United Nations.

2019 - Film Education - Organisations by Country (project leader + partners) - Submitted/Selected projects



* Provisional code which does not prejudice in any way the definitive nomenclature for this country, which will be agreed following the conclusion of negotiations currently taking place under the auspices of the United Nations.